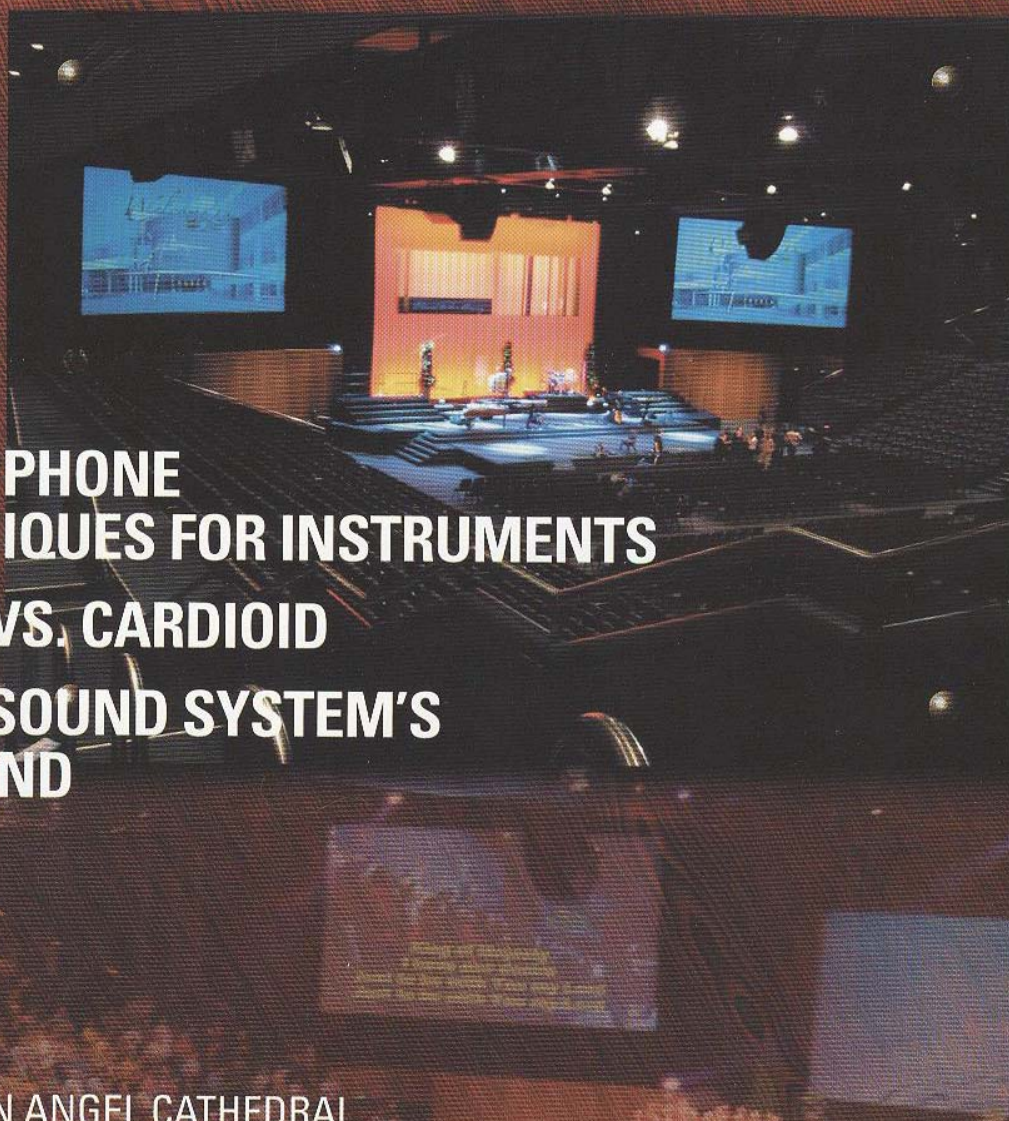


TECHNOLOGIES www.tfwm.com for Worship

A leading educational resource for advancing churches and ministries

JANUARY 2003
VOLUME 12
ISSUE 1
\$6.95

AUDIO • VIDEO • MUSIC • COMPUTERS • BROADCAST • LIGHTING • DRAMA



**MICROPHONE
TECHNIQUES FOR INSTRUMENTS
OMNI VS. CARDIOID
YOUR SOUND SYSTEM'S
LOW-END**

Installs:


GUARDIAN ANGEL CATHEDRAL
HILLSONG CHURCH
FULL LIFE CHRISTIAN CENTER

Presorted Standard
US Postage Paid
Buffalo NY
Permit NO 02384.

Full Life Christian Center

A MARRIAGE OF MINISTRY & MEDIA

by Irene Steelman



In Nashville, people often joke that there's either a church or a recording studio on every corner in the city. There's truth to the humor. As a religious and recording mecca, Nashville certainly has its fair share of houses of worship and recording venues.

Today, a group of visionaries is artfully blending these two cornerstones of Nashville life into a new facility located in Cool Springs, one of Music City's fast-growing suburbs and the epicenter of the Christian music industry. Full Life Christian Center is poised to be a one-of-a-kind hybrid: a house of worship that doubles as a world-class, high-tech recording and video production studio—all while serving as a training ground for young people interested in media or fine arts careers.

The team behind the making of

this innovative facility is motivated by professions of faith as well as professional capabilities. With shared visions, symbiotic skills and openness to God's leading, two successful entrepreneurs, two energetic pastors and a proven industry pro have joined forces to launch this dually functional, divinely appointed facility.

THE START OF A VISION

The divine appointment began nearly two years ago when Brent Ware and his brother Scot, both young retirees from highly successful careers in fiber optics, teamed with Scot's father-in-law and brother-in-law, Nick Serban II and Nick Serban III respectively, to embark on a collective mission.

In the spring of 2000, Nick II was feeling called to return to full-time pastoring after a brief retirement. At

the same juncture, Nick III was sensing God's leading to expand his vision for the training of young people in the arts. The divine timing continued when the Ware brothers discovered an unfinished recording studio that had become available in the Nashville area.

"All the pieces fell into place—this building was available, a pastor coming out of retirement needed a church home, and an associate pastor was ready to start this new fine arts training program," Brent Ware explains, "we all were very excited."

Around this time, the Wares were introduced to Nashville-based multimedia pro Mike Vaughn. Becoming acquainted with Vaughn's expertise, the Wares soon invited him to join the team. Vaughn was brought on board to oversee the renovation of the site—to lead its transformation

the team realized they had a rare opportunity to create a full-scale, literally world-class facility

into a multi-media facility.

With Vaughn on board, the vision quickly took on a new dimension. With blessed funding from the Ware brothers' individual foundations, the team realized they had a rare opportunity to create a full-scale, literally world-class facility, that could serve as a resource for churches, individuals, youth groups—and as a conduit for industry professionals.

"We knew we could create something that would draw people from all walks of life," Brent Ware explained. "The facility would merit respect, and people would want to be a part." He adds, "How often does a church invest in a sound system that's used just three times a week, only to have it sit untouched the rest of the week?"

The Wares, Serbans and Vaughn set out to change that mindset when they conceived FLCC. They joined in the mission of creating an exceptional place that would always be accessible to those who need it—a facility that would be multi-functional and constantly functioning.

BUILDING THE VISION

With an existing 20,000 sq. ft. building as his canvas, Vaughn prioritized progressive technology, security, space maximization and long-term adaptability during the design process.

The heart of the facility is the 4000+ sq. ft. sanctuary/entertainment venue that also serves as a large studio tracking room. With modular staging and removable seating, the space is

large enough to hold church services, dinner theatres, concerts, or to serve as an orchestra-sized recording room or television studio. In addition, the renovation created office space, recording booths, conference rooms, a full kitchen, reception areas, as well as meticulously planned operational/equipment rooms. Many of the areas are multi-functional, such as the sound proof vestibule off the sanctuary that serves as a "crying baby" area during church and as an executive lounge for recording sessions and live events.

Vaughn sought input from vendors, potential users, a professional acoustician and Lighting Designer Tony Fransen to ensure that he and his team would "think of everything." He partnered with world-renowned


the entertainment industry's favourite "live" lighting console

pearl 2004

- Enhanced Operating System
- Silver Playback Select Roller
- Stylish, metal-finished End Cheeks
- Upgraded Memory & Master faders
- 4 DMX Connectors on Output Panel
- Brushed Aluminium Encoder Knobs
- Durable, reverse-printed laminated front panel
- Console supplied complete with Avolites Stage Visualiser System

avolites.com USA: Tel: +1 865 938 2057 • Fax: +1 865 938 2059 UK: Tel: +44 (0)20 8965 8522 • Fax: +44 (0)20 8965 0290

Circle Reader Response #11



The heart of the FLCC facility is the 4,000+ sanctuary/live entertainment venue/studio tracking room

manufacturers to customize technology specifically for the site. The power, lighting, telephone and security systems were custom-made, as were the sound, recording and video production systems.

The renovation process was structured into three phases. Phase 1, which was completed last fall, achieved most of the core capabilities for the building.

Phase 1 – (completed Nov. '02) refurbished the building for church services and general use; completed the installation of all live entertainment capabilities, security and operational systems; readied the facility for the start of the FFWD program

Phase 2 – (to be completed by April '03) install remaining broadcast quality video production capabilities

Phase 3 – (to be completed by end of year '03) finish tracking

The result is a \$5 million, custom-equipped facility that's future-ready



With customized "plug-and-play" capabilities, modular staging and professional amenities, the facility transforms quickly and easily from live entertainment venue to church sanctuary

rooms and finalize purchase of recording equipment that will enable the facility to complete all aspects of the recording process; add dressing rooms, etc.

The result is a \$5 million, custom-equipped facility that's future-ready, multi-functional, attractively designed, and impressive by any standard.


GETTING TECHNICAL

With the core vision as his backdrop—and with specific goals in mind, Vaughn and his staff created and implemented advanced solutions and details most multi-media pros or facility managers only dream of.

Goal 1: Create multi-use space that is quickly, easily transitioned from one use to another.

The sanctuary area is equipped to transform from full-fledged recording/television studio into a worship center in minimal time. A Saturday night performance or recording session could go until the early morning hours, yet the space would be 'church-ready' with nominal effort by 8 a.m. Sunday morning. All standard equipment will easily integrate with guest bands or video production companies for ease of facility use.

—two Soundcraft MH4 mixing consoles, one for monitors and another for front of house; these allow the front-of-house engineer to unmute the monitor console, eliminating the need for a monitor engineer



— Whirlwind W4 modular mass connector - a 56-channel microphone snake that gives the quest console a separate fan-out, thus eliminating the need to unpatch the house console

— DBX Drive Rack - a digital processing system with computer and remote that replaces crossovers, real-time analyzers, parametric EQs, graphic EQs, notch filters, alignment delays, compressor limiters; one box replaces an entire rack of equipment

— 30 Crown Macrotech amps, ranging from 1200 to 5000 watts, achieve superior amplification

Goal 2: Offer recording capabilities to fit any need, any size, any budget.

The recording studio equipment will be ultra flexible with a custom designed digital routing system that will give the client or user the ability to “plug and play” any microphone, pre amps, recording consoles (such as SSL, API, or Neve) and digital or analog multi-track recorders. Then, with one recall button, the entire 128-channel ProTools HD system will be operational, allowing any client—with any size budget—to get exactly what they want and need.

The “house” system will be a 128-channel ProTools HD rig with a 48-channel ProControl surface and a full compliment of plug-ins. The actual recording medium will be fiber drives that will be expandable beyond one terra byte of memory.

Goal 3: Create a superior, multi-use lighting system.

Lighting designer Tony Fransen joined Vaughn in creating a flexible lighting system. Lighting supplier Avolites was a key partner during the lighting design process. Their dimmers allow for patchable dim or non-dim needs.

The main lighting console is the Avolites Pearl 2004, a 2048 channel console operating moving and conventional lights, with memory recall (simply save settings to disk for future use). An Avolites Azure serves as an opening act board. All hallway lighting that connects to sanctuary is controlled via this console to ensure no ‘light spillage’ during performance.

— sanctuary lighting includes 42 par cans, 45 Source 4 lekos (for focusable beams), 7 Dataflash strobes, 8 moving lights with 32 more available

when needed, 4 ACL bars, 10 1k video lights—all controlled via the Avolites Pearl 2004

— 3 Avolites new art 2000-USA 48-channel dimmer racks

— house lighting is controlled by Avolites Azure and has 13 wall panels throughout the building


Goal 4: Make the facility safe and secure.

Electrical safety and building security were prioritized throughout the renovation.

— isolation transformers were installed on all video and audio power to eliminate noise caused by ground loops

— all main breakers run through Motion Labs digital meters then to Cam Loc panels

— automated security system; silent and imperceptible protection, brings building to life (lights, temperature) with use of security key cards – no code punching, no potential to ‘trip system’; system is responsive to



FLCC is a relaxing place that invites creativity and fellowship

information programmed into key card (i.e. - the pastor's key card can activate the sanctuary and office lights; no need to flip a switch)

— 8 security cameras (inside and out); system can be accessed on-line for 24-hr monitoring from remote locations

Goal 5: Offer broadcast quality video production capabilities.

FLCC currently has the broadcast internal wiring completed with five triax wall boxes with 20 audio lines, 20 video lines and 11 triax jacks for broadcast cameras. All five wall boxes are connected to a patchbay and routing system. The patchbays connect the "ultra custom" video truck box with all audio and video connections. Broadcast and satellite trucks are able to plug into the building and be operational in one hour. FLCC is also completely radio and internet broadcast ready.

FLCC will be completing a broadcast-quality production facility in Phase II. FLCC has already purchased the heart of the system – a Grass Valley 4000 digital switcher.

Goal 6: Create a comfortable, inviting environment.

With the hopes of welcoming people and making them feel at home, the team paid great attention to the little things—such as hardwood floors, architectural details and attractive fixtures—to create a warm, creative ambience. Complete with a full working kitchen, lounge areas (some with games like foos ball and ping-pong), and comfortable furnishings, FLCC is a relaxing place that invites creativity and fellowship.

FULFILLING THE VISION

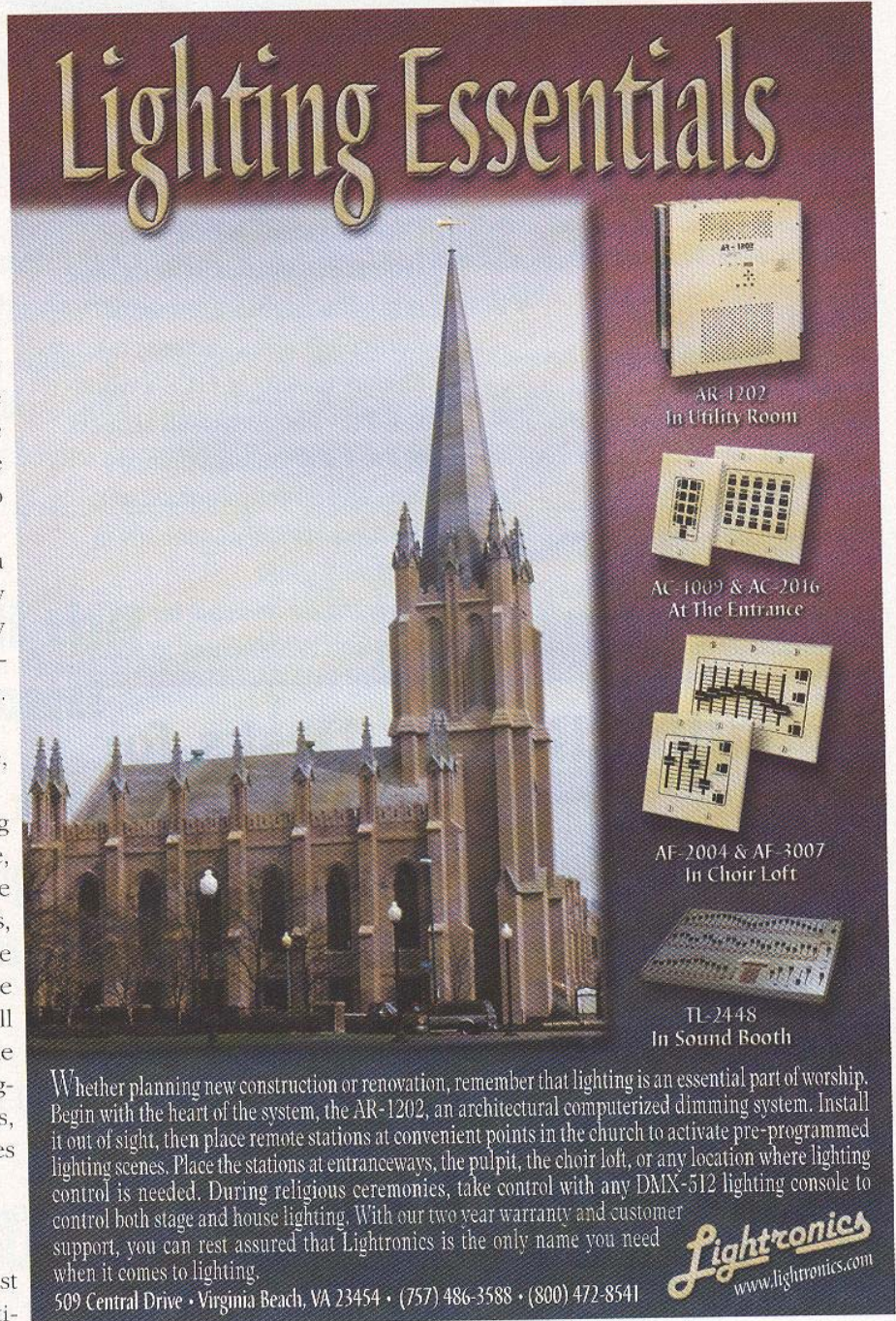
Today, FLCC is possibly the most technologically advanced, multi-

media church-affiliated facility in the nation, purposed in inviting people to make the most of its resources—seven days a week.

First and foremost, FLCC serves as the physical home of the FLCC church family. When not in use for worship services, the facility is fully operational

as a professional recording and video production studio and is alive with trainees for the Fast Forward with Dreams program (read more in text box on next page), headed by Nick III.

While the capabilities of FLCC are suited to accommodate the most demanding professional jobs, the



Lighting Essentials

AR-1202
In Utility Room

AC-1009 & AC-2016
At The Entrance

AF-2004 & AF-3007
In Choir Loft

TL-2448
In Sound Booth

Whether planning new construction or renovation, remember that lighting is an essential part of worship. Begin with the heart of the system, the AR-1202, an architectural computerized dimming system. Install it out of sight, then place remote stations at convenient points in the church to activate pre-programmed lighting scenes. Place the stations at entranceways, the pulpit, the choir loft, or any location where lighting control is needed. During religious ceremonies, take control with any DMX-512 lighting console to control both stage and house lighting. With our two year warranty and customer support, you can rest assured that Lighttronics is the only name you need when it comes to lighting.

509 Central Drive • Virginia Beach, VA 23454 • (757) 486-3588 • (800) 472-8541

Lighttronics
www.lighttronics.com

Circle Reader Response #14

FLCC is an unparalleled professional audio and video production studio and an unprecedented resource for churches, groups and individuals




facility is fundamentally a resource for religiously affiliated groups and individuals. The goal is to make FLCC an affordable recording and video production facility for church groups, individuals—or industry pros, with the flexibility to meet peoples' needs no matter the project size or budget. In accomplishing this goal, FLCC will be an effective tool to touch—and change—lives.



Churches everywhere are invited to consider FLCC for their production and recording needs. For more information, visit the FLCC web site at www.fulllifechristiancenter.com.

Fast Forward with Dreams, founded by Nick and Kim Serban, is a unique program designed to take students to "the next step" in using their talents in media or performance arts. The intensive, 9-month curriculum gives students the chance to work in FLCC's world-class facilities, learn all aspects of the business from industry pros and directly connect with the professional community in Nashville. Visit www.ffwdreams.com for the full story and to learn how to apply.

Beautiful Rolltop Desks for Audio & Video



Experience the beauty of fine Red Oak furniture in a variety of models & features to house the Audio & Video systems in your Church.



Call for more information and a dealer near you!



tel: 574-255-8100
fax: 574-255-8131
www.hsarolltops.com

Fine Wood Furnishings For Audio & Video Applications

INSTANT ACCESS

MH4 mixing consoles
SOUNDCRAFT USA

www.soundcraft.com

615-360-0471

soundcraft-usa@harman.com

W4 Mass Connector Audio Snake
WHIRLWIND

www.whirlwindusa.com

1-888-733-4396

sales@whirlwindusa.com

DriveRack
DBX PROFESSIONAL PRODUCTS

www.driverack.com

801-568-7660

support@dbxpro.com

Macrotech Amps
CROWN AUDIO

www.crownaudio.com

1-800-342-6939

broberts@crowntl.com

ProTools HD & ProControl
DIGIDESIGN

www.digidesign.com

1-800-333-2137

prodinfo@digidesign.com

Dimmers, Pearl 2004, Azure
AVOLITES

www.avolites.com

865-938-2057

avoam@worldnet.att.net

Digital Meters
MOTION LABORATORIES

www.motionlabs.com

1-800-227-6784

sales@motionlabs.com

Grass Valley 4000 digital switcher
THOMSON GRASS VALLEY

www.thomsongrassvalley.com