



MASTER CLASS: *Sanchez & Maddux Inc.*

sunshine estates

BY SARAH KINBAR PHOTOS BY RICHARD FELBER

EUROPEAN AND FORMAL IN STYLE, THE GARDENS OF PALM BEACH landscape architects Jorge Sanchez and Phil Maddux are infused with the life and lushness of the tropics. The designers like to call their gardens “controlled jungles,” and nowhere is this control better displayed than in the outdoor rooms that their clients practically live in during Florida’s warm winters. “We spend a lot of time out here,” says Mark Fletcher, a Naples client. “Our garden is our dining room, living room and the kids’ playroom.”


Decorated with vintage terra-cotta pots and ornament, original stone fountains and benches from Europe, reclaimed brick and coquina for hardscapes and the finest contemporary casual furniture, the gardens display the very best in antique and modern materials. They’re immaculate social settings for pool parties, dinner parties and romantic garden walks.

The designers have their own signature plantings—and an ever-expanding plant palette, thanks to plant explorer Maddux. Palms and bamboo groves bring height and grandeur. Heat-loving annuals sit poised in planters. Grids of confederate jasmine are trained on walls. Low box hedges frame and tame perfect lawns with borders of striking perennials.


Paths and pools, as you will see on the next eight pages, are key elements of the Sanchez & Maddux Inc. approach to designing for outdoor living. Paths and pools encourage foot traffic and outdoor lingering—and draw people out of the house and into the garden like sailors following the sound of a siren’s song.

Shaded by foxtail palms, this lap pool gets extra sparkle from arcs of water spraying from tiny fountains. The terrace ends with a pergola draped with *Thunbergia grandiflora*. The pergola offers an axial view from the house, and in turn the loggia by the house offers an axial view from the pergola.





paths



Sanchez is passionate about focal points, hence his desire to place a specimen tree or garden ornament on axis with a path. To keep things interesting, his paths take a sharp or subtle turn to present views not anticipated before the turn. Decorated alcoves beside a pathway or walk are equally surprising; for example, a hedge's fullness might block a glimpse of an urn placed discreetly inside its carved niche until you are almost beyond the vessel.

Take advantage of existing focal points when locating and designing paths



Avoid distracting eye-level shrubs along a walkway—use low and tall plants



The majestic ceiba tree, **1**, serves as a surprise at the end of the Meister garden. Free of encumbrances, the historic landmark tree needs little introduction, save for the frame provided by two urns with pedestals, **2**, placed on either side of the steps. Long borders of perennials start at the bottom of a terrace balcony and run all the way out to the water alongside walking paths of broken coquina, **3**. Two Medjool date palms, **4**, frame the view of the lake from the house. Macarthur palms give this alley cathedral height, **5**, and dappled light.

water

The color of the tile inside a pool can make all the difference, especially when one sees the midnight-blue wading pool in Sanchez's own front courtyard. Whether it's a striking, rich azure or a deeper hue, tile should take your breath away. "Don't skimp on the details," is the message Sanchez and Maddux send. The finish at a pool's edge is another defining moment. A raised lip with geometric or scalloped shape is the firm's specialty.


Find a discreet location for a spa rather than the typical central lawn spot often chosen



To emphasize and exaggerate the view from the loggia toward the parterre garden, **1**, the swimming pool, **2**, is lined with dark blue tile, creating a reflecting pool that mirrors the date palms without halting the view. Located just outside a bedroom at the Coleman residence in Palm Beach, this innovative fountain, **3**, is really a spa surrounded by bromeliads and anthuriums.



The basin of a wall fountain can do double duty as a spa—the surprise factor is half the fun




Dark tile turns your swimming pool into a reflecting pool—make sure you position specimen trees or statuary nearby



The designers cut a straight slice from a rise in the land, creating an upper terrace and pergola and a lower swimming pool terrace, **1**. A fountain at one end of the pool, **2**, is a focal point from the house's loggia. The spaces between the date palms, **3**, at the Coleman garden are windows to the Intracoastal Waterway, the trees functioning as walls to designate the pool as its own room. The waveless pool is on grade, **4**, with the surface of the deck. At once a reflecting pool and fountain basin, **5**, the round pool at the Meister garden exhibits a restored fountain from Europe.

Give your outdoor room an upgrade with fine flooring, like coquina or stone



water